



Recorder



Flow



Pressure



Temp



Analyzer



Level

Datasheet

Submersible level transmitter

SUP-P260

Supmea[®]

Committed to process automation solutions

Tel: 86-15158063876

E-mail: info@supmea.com

www.supmea.com

Datasheet**Submersible pressure transmitter for level measurement
Model SUP-P260, standard version**

The submersible liquid level transmitter uses a high-performance diffused silicon piezoresistive pressure sensor as the measuring element, which accurately measures the hydrostatic pressure proportional to the liquid level depth, and converts it into a standard (current, voltage, RS485) through a signal conditioning circuit.) signal output, establishes the linear correspondence between the output signal and the liquid depth, and realizes the measurement of the liquid depth.

Applications

- Rivers and lakes
- Vessel and storage systems
- Control of sewage lift and pumping stations
- Well monitoring
- Ground water monitoring
- Environmental remediation
- Surface water monitoring
- Down hole
- Water Tanks

Features

- High performance diffused silicon piezoresistive sensor
- Probe input measurement method, easy to install
- Multiple protection structure design, high protection ability
- Various designs, suitable for various industrial conditions
- Choose anti-corrosion stainless steel material, suitable for various occasions

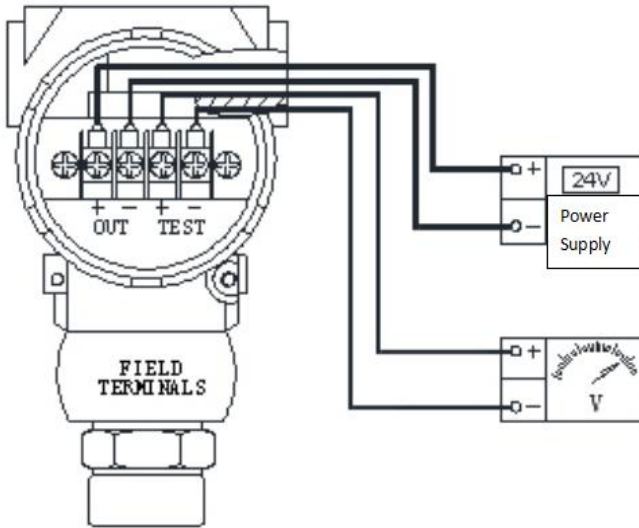
**Submersible level transmitter****Principle**

Pressure $P(\text{liq})$ on any surface and container walls at depth h , by the liquid of density d ,
 $P(\text{liq}) = d \times g \times h + P(\text{air})$

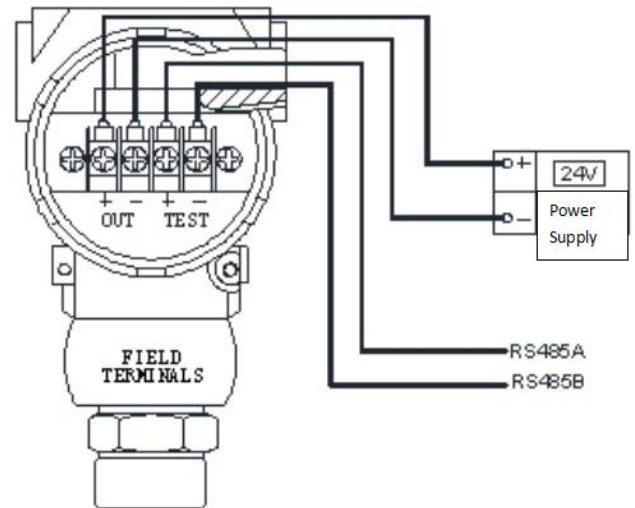
Parameters	
	(4~20) mA output (10~32) V
Power supply	(0~10) V output (12~32) V
	RS485 output (8~32) V
Output	(4~20) mA; (1~5) V; (0~10) V; (0~5) V; RS485
Accuracy	0.5%
Measurement range	0~1m...200mwater bar
Pressure type	Surface pressure
Compensation temperature	(-10~70) °C
Medium temperature	(-10~65) °C
Storage temperature	(-40~85) °C
Zero output temperature drift	±0.3%FS/10°C ((-10~70) °C)
Full-Scale Output Temperature Drift	±0.3%FS/10°C ((-10~70) °C)
Overload pressure	150%FS
long term stability	±0.2%FS/year
Response time	Current and voltage output pressure≤10ms (up to 90%FS); RS485 output pressure≤100ms (up to 90%FS)
Insulation resistance	20MΩ/250VDC
Ingress Protection	Sensor IP68, 2088 wiring part IP65
Load Resistance	(U-9V)/0.02A, U is the power supply voltage

Wiring

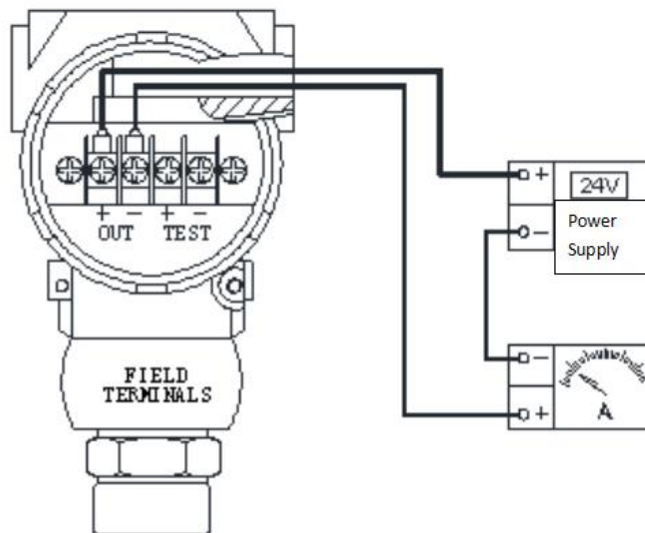
2088 Type Electrical Connection Diagram



2-wire current output



RS485 output

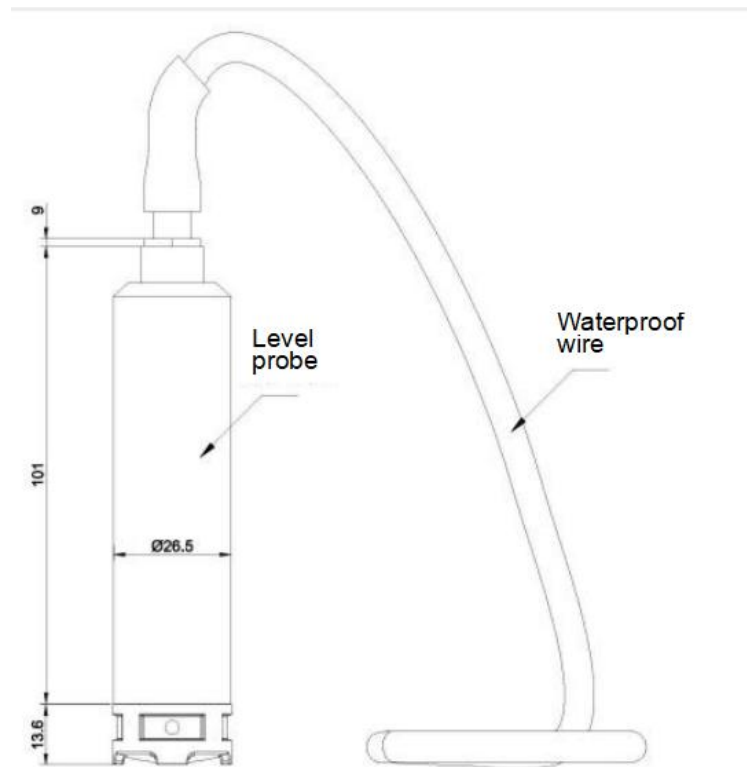


voltage output

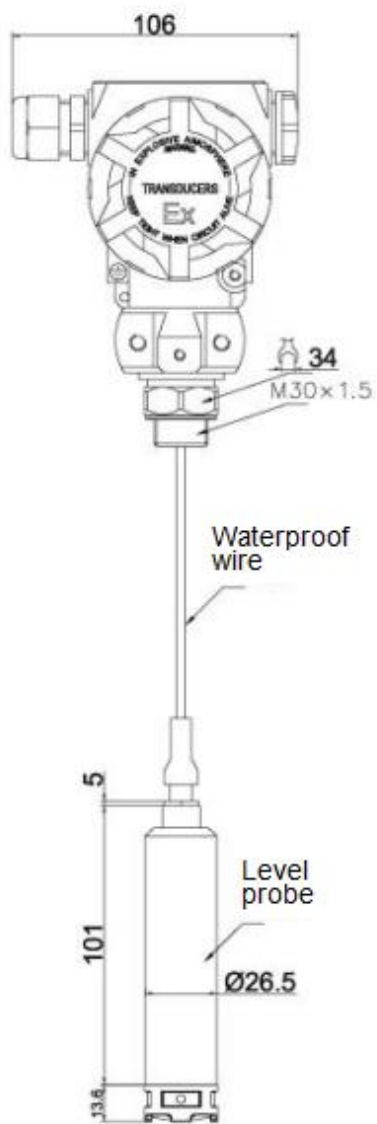
Leaded electrical connection

Output type	color	Description
current	Red wire	24VDC
	Blue wire	current output
voltage	Red wire	24VDC
	Blue wire	negative power supply
	Yellow wire	voltage output +
RS485	Red wire	24VDC
	Black wire	negative power supply
	Blue wire	485A
	Yellow wire	485B

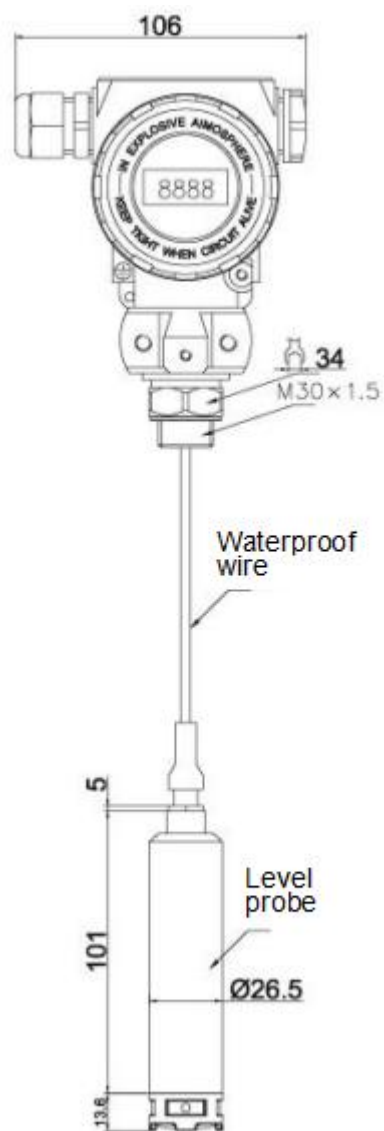
Dimension



direct lead type



2088 type without display



2088 type with display

Ordering code

SUP-P260-R(0-5)-J5-O0-D0-CS5-CT1-V1-AT0								Description
SUP-P260	-	-	-	-	-	-	-	-
Range	R(XX - XX)							0~0.5m...200m
Accuracy	J5							0.5%
Output			O0					/
			O1					4-20mA output
			O2					(1~5) V
			O3					(0~5) V
			OZ					Other
Communication			D0					/
			D1					RS485
Cable length				CS5				5m
				CSXX				XXm
Cable material					CT1			PE
					CT2			PU
Power supply						V1		24VDC
						V3		12VDC
Accessory Type							AT0	/
							AT1	Install filter screen (anti-clogging head)